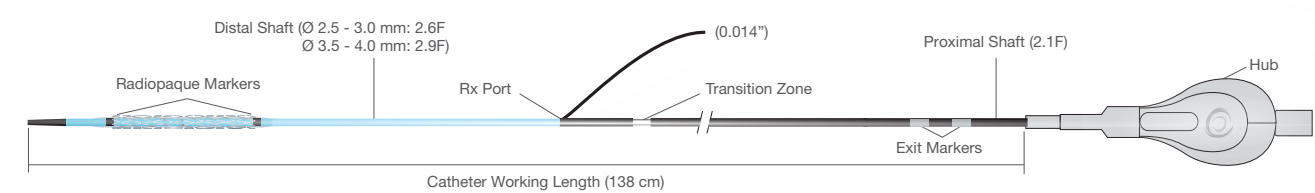


ORDERING INFORMATION

Stent Ø (mm)	Stent Length (mm)							
	9	13	15	18	23	28	33	38
2.50	225-092-11	225-132-11	225-152-11	225-182-11	225-232-11	225-282-11	225-332-11	-
2.75	227-092-11	227-132-11	227-152-11	227-182-11	227-232-11	227-282-11	227-332-11	-
3.00	230-092-11	230-132-11	230-152-11	230-182-11	230-232-11	230-282-11	230-332-11	230-382-11
3.50	235-092-11	235-132-11	235-152-11	235-182-11	235-232-11	235-282-11	235-332-11	235-382-11
4.00	240-092-11	240-132-11	240-152-11	240-182-11	240-232-11	240-282-11	240-332-11	240-382-11

TECHNICAL SPECIFICATIONS

Stent		Delivery System	
Drug (dose)	Sirolimus (5.0 µg/mm)	Catheter type	Rapid exchange
Polymer	Abluminal bioabsorbable	Gulding catheter compatibility	5F
Biological coating	Anti-CD34 antibody	Guidewire compatibility	0.014"
Side Branch Access	4.5 mm	Coating (distal shaft / tip)	Hydrophilic coating
Radial Strength	> 25 psi	Nominal pressure (NP)	9 atm
Foreshortening	< 1%	Rated burst pressure (RBP)	16 atm
Recoil	< 5%		



For more information please visit our website at www.OrbusNeich.com or contact us:

Corporate Headquarters

Units 303 & 305, 3/F, Building 20E
Hong Kong Science Park
Shatin, N.T., Hong Kong, China
Phone +852.2802.2288
Fax +852.2507.3532

EMEA Regional Headquarters

Drs. W. van Royenstraat 5
3871 AN Hoevelaken
The Netherlands
Phone +31.33.254.1150 Toll Free Phone 00800.0254.1150*

* Only for Belgium, Denmark, France, Germany, Ireland, Netherlands, Norway, Sweden and UK



2797


©2025 OrbusNeich Medical Group Holdings Limited or its affiliates. All rights reserved.

Not available for sale in the USA.

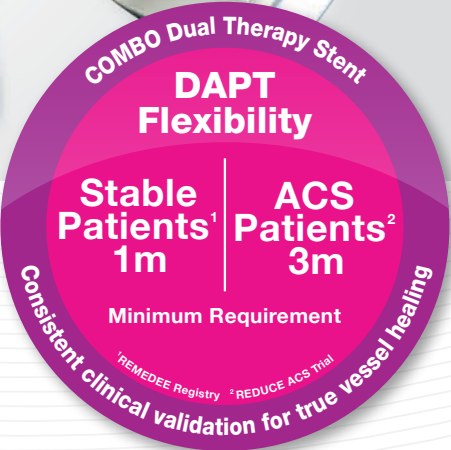
G-70-0589 Rev 06

COMBO and OrbusNeich are registered trademarks of OrbusNeich Medical Group Holdings Limited or its affiliates.
All data and photos on file. Illustrations are not to be considered as engineering drawings or photos.

The Pro-Healing DES



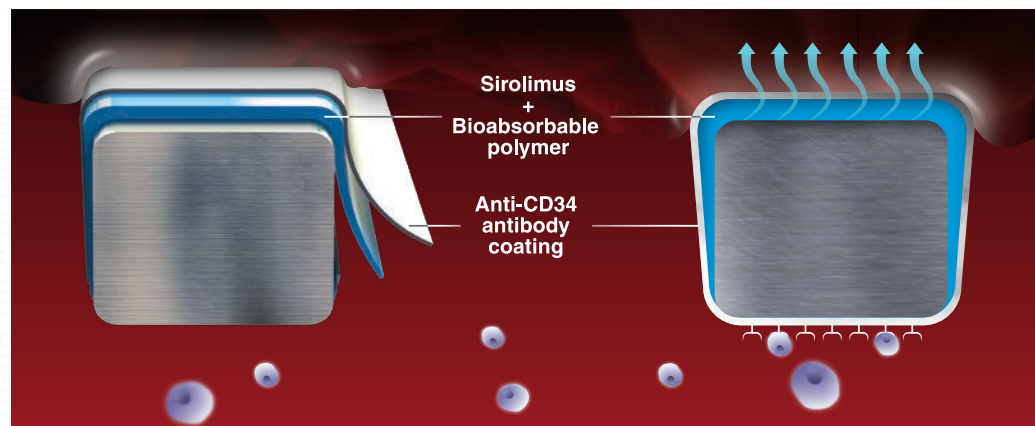
Designed for rapid vessel healing
and superior clinical safety



Early and complete healing. Durable safety and clinical performance. Optimal scaffolding

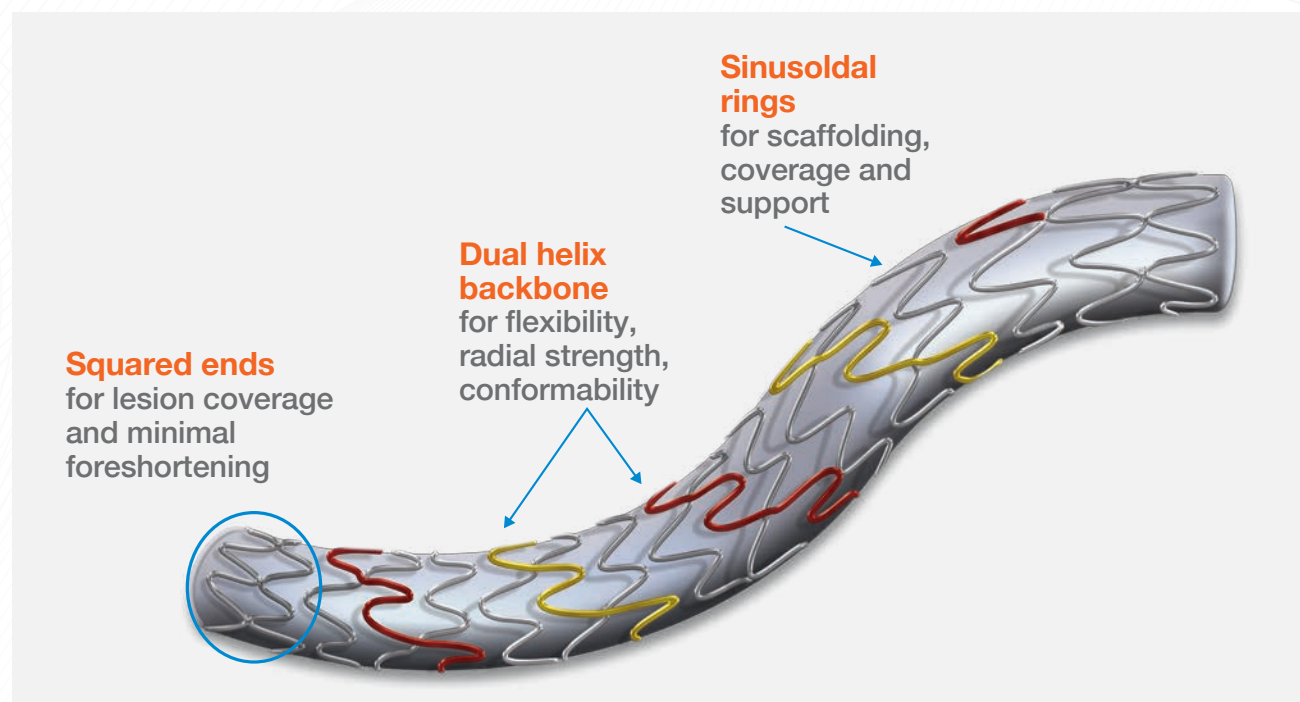
The Pro-Healing DES....

Designed for rapid vessel healing and superior clinical outcome.



Luminal Surface	Proprietary anti-CD34 antibody coating induces functional endothelial layer
Abluminal Surface	Sirolimus elution via a bioabsorbable polymer that degrades within 90 days to reduce neointimal hyperplasia

Optimal Stent Design and Mechanical Properties



9,600+ subjects enrolled with diverse patient population and complex indications

~70%

Rapid strut coverage by 1 month¹

Lumen

OCT documented vessel healing with late luminal gain from 9 to 24 m¹

P<0.001

Superior healthy tissue coverage vs. Xience²

100% ACS RCT

The ONLY COMPANY with the LARGEST PROSPECTIVE 100% ACS RCT (incl. STEMI) with approved SHORT DAPT flexibility based on non-inferiority of 3m vs. 12m³

< 1% ST

Durable low stent thrombosis rate of < 1% at 5 years in high-risk patients including ACS⁴

Short DAPT

CE approved for short DAPT flexibility in stable and ACS patients

¹ Lee SW, et al., Circ Cardiovasc Interv 2016;9.

² Saito S, et al., Eur Heart J 2018;39:2460-2468.

³ De Luca G, et al., EuroIntervention 2019;15:e990-e998.

⁴ Kerkmeijer LS, et al., Cardiovasc Revasc Med 2020;21:567-570.