



Ordering Information

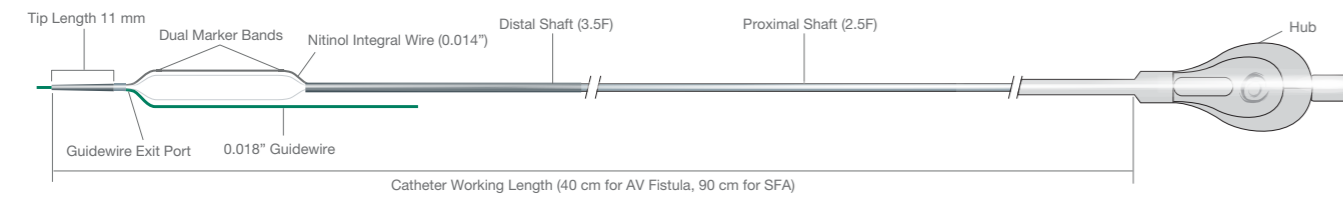
EU Manufacturing Catalogue Numbers

AV Fistula (0.018" system)

Balloon Diameter (mm)	Balloon Working Length (mm)	
	20	40
4.0	640E-20A-31	640E-40A-31
5.0	650E-20A-31	650E-40A-31
6.0	660E-20A-31	660E-40A-31

SFA (0.018" system)

Balloon Diameter (mm)	Balloon Working Length (mm)	
	20	40
4.0	640E-20B-31	640E-40B-31
4.5	645E-20B-31	645E-40B-31
5.0	650E-20B-31	650E-40B-31
5.5	655E-20B-31	655E-40B-31
6.0	660E-20B-31	660E-40B-31



Compliance Chart

Pressure atm	Balloon Diameter (mm)				
	4.0	4.5	5.0	5.5	6.0
2	3.85	4.29	4.79	5.25	5.72
4	3.93	4.40	4.89	5.37	5.86
NOM*	6	4.00	4.50	5.00	6.00
8	4.07	4.60	5.11	6.63	6.14
10	4.15	4.71	5.21	5.75	6.28
12	4.22	4.81	5.32	5.88	6.42
RBP**	14	4.30	4.91	5.43	6.01
16	4.37	5.02	5.54	6.13	6.70
18	4.45	5.12	5.64	6.26	6.84

* Nominal Pressure. The nominal in- vitro device specifications do not take into account any lesion resistance.
 ** Rated Burst Pressure - Do Not Exceed RBP.



Ordering Information

EU Manufacturing Catalogue Numbers

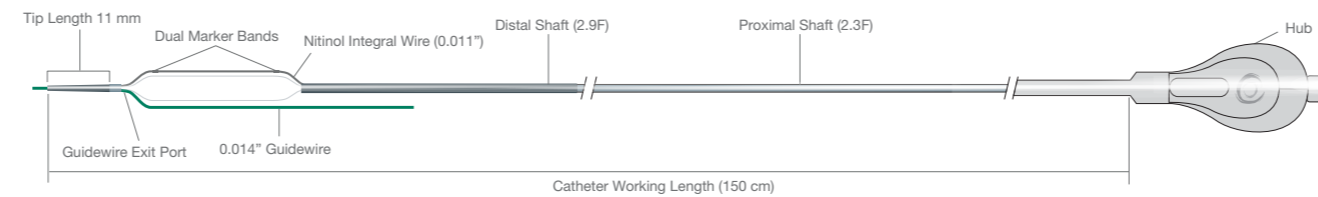
BTK (0.014" system)

Balloon Diameter (mm)	Balloon Working Length (mm)		
	15	20	40
2.0	620F-15N-31	620F-20N-31	620F-40N-31
2.5	625F-15N-31	625F-20N-31	625F-40N-31
3.0	630F-15N-31	630F-20N-31	630F-40N-31
3.5	635F-15N-31	635F-20N-31	635F-40N-31
4.0	640F-15N-31	640F-20N-31	640F-40N-31

Compliance Chart

Pressure atm	Balloon Diameter (mm)				
	2.0	2.5	3.0	3.5	4.0
2	1.92	2.42	2.89	3.38	3.85
4	1.96	2.46	2.95	3.44	3.93
NOM*	6	2.00	2.50	3.00	4.00
8	2.04	2.54	3.05	3.56	4.07
10	2.08	2.58	3.11	3.62	4.15
12	2.12	2.63	3.16	3.68	4.22
RBP**	14	2.16	2.67	3.21	4.30
16	2.20	2.71	3.27	3.80	4.37
18	2.24	2.75	3.32	3.85	4.45

* Nominal Pressure. The nominal in- vitro device specifications do not take into account any lesion resistance.
 ** Rated Burst Pressure - Do Not Exceed RBP.



For more information please visit our website at www.OrbusNeich.com or contact us:

CORPORATE HEADQUARTERS

Unit 303 & 305, 3/F, Building 20E
 Hong Kong Science Park
 Shatin, N.T., Hong Kong
 Phone +852.2802.2288
 Fax +852.2507.3532

EMEA HEADQUARTERS

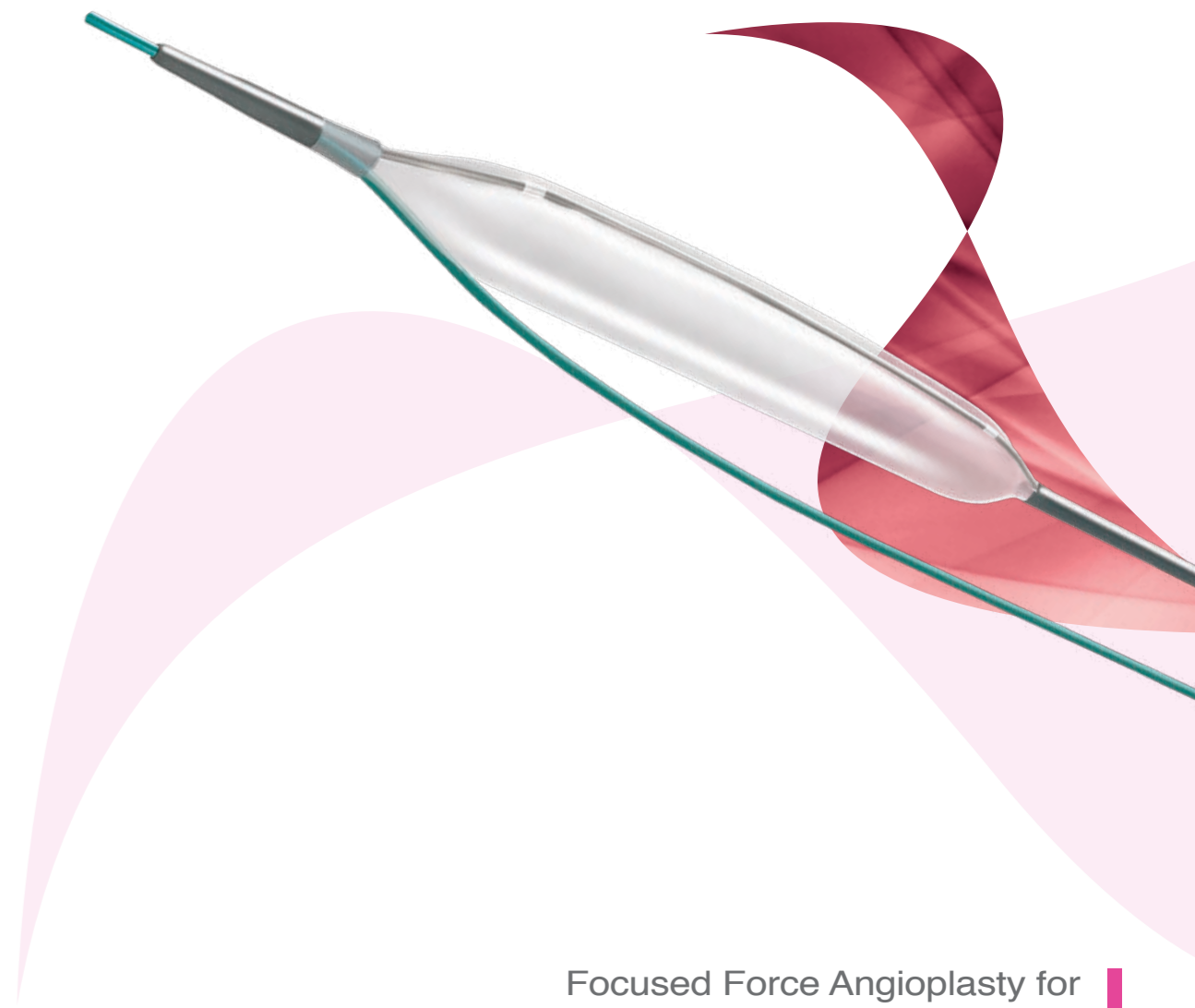
Drs. W. van Royenstraat 5
 3871 AN Hoevelaken
 The Netherlands
 Phone +31.33.254.1150 Toll Free Phone 00800.0254.1150*

* Only for Belgium, Denmark, France, Germany, Ireland, Netherlands, Norway, Sweden and UK

©2020 OrbusNeich Medical Company Limited or its affiliates. All rights reserved.
 The Scoreflex PTA product is now approved in the USA and distributed with USA specific catalog numbers.

G-70-0965 Rev02

Scoreflex and OrbusNeich are registered Trademarks of OrbusNeich Medical Company Limited.
 All data and photos on file. Illustrations are not to be considered as engineering drawings or photos.

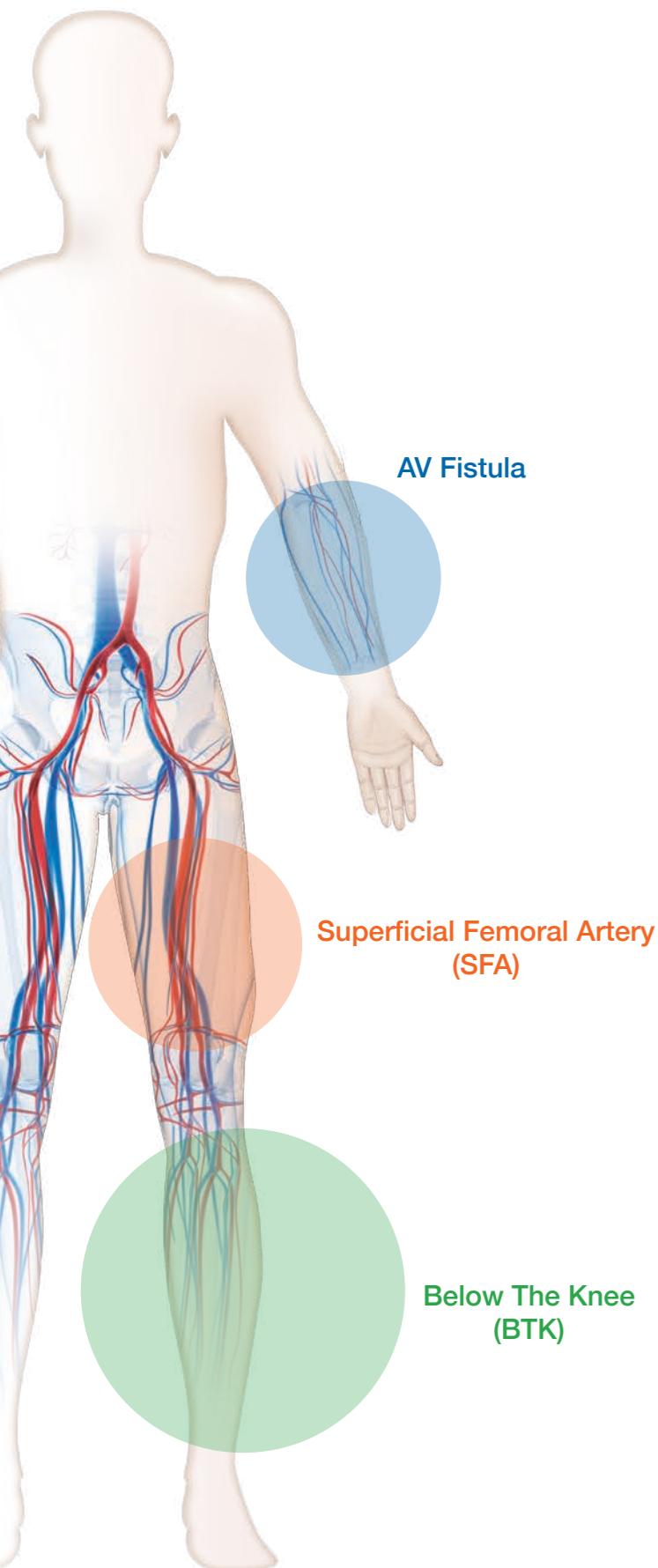
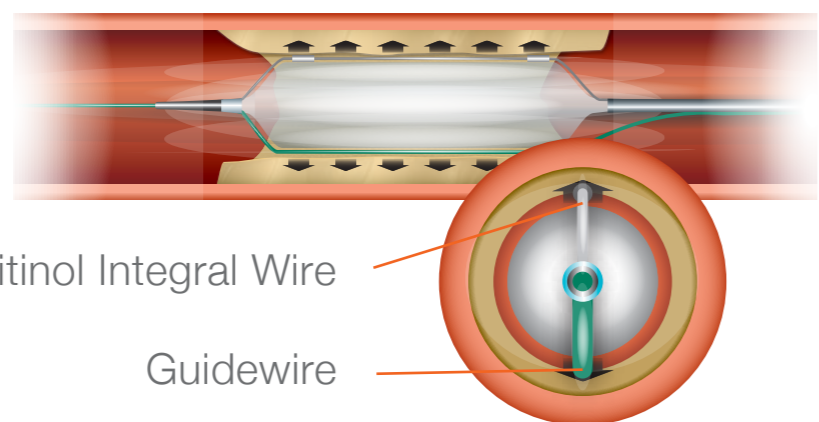


Focused Force Angioplasty for
the Treatment of
Peripheral Arterial Stenosis




Effective Focused Force Dilatation with Dual Wire System

The dual wire system creates a focal stress pattern to facilitate effective controlled plaque modification at low resolution pressure.



Low Crossing Profile and Unbeatable Trackability



Soft Balloon Material combined with an elastic nitinol integral wire exhibits exceptional trackability.

Tight Fold processing results in a slender primary profile for enhanced crossability through tight lesions.

X-Flex tip enables unsurpassed crossability.

Technical Specifications

Anatomy	AV Fistula	SFA	BTK
Proximal Shaft	2.5F	2.5F	2.3F
Distal Shaft	3.5F	3.5F	2.9F
Catheter Working Length	40 cm	90 cm	150 cm
Tip Length	11 mm	11 mm	11 mm
Scoring Elements	0.014" Integral wire; 0.018" conventional guidewire	0.014" Integral wire; 0.018" conventional guidewire	0.011" Integral wire; 0.014" conventional guidewire
Marker Bands	2	2	2
Nominal Pressure	6 atm	6 atm	6 atm
Rated Burst Pressure	14 atm	14 atm	14 atm
Coating	Hydrophilic (tip & distal shaft), Hydrophobic (guidewire lumen & balloon)	Hydrophilic (tip & distal shaft), Hydrophobic (guidewire lumen & balloon)	Hydrophilic (tip & distal shaft), Hydrophobic (guidewire lumen & balloon)
Minimum Sheath Size	5F (4.0 - 5.0 mm); 6F (6.0 mm)	5F (4.0 - 5.0 mm); 6F (5.5 - 6.0 mm)	4F
Crossing Profile	0.043" (Ø 4.0 mm)	0.038" (Ø 3.0 mm)	0.036" (Ø 3.0 mm)
Balloon Material	Nylon	Nylon	Nylon
Balloon Compliance	Compliant	Semi-Compliant	Semi-Compliant

- 1 Flex Zone**
Flexible soft tapered tip allows for smooth lesion entry.
- 2 Transit Zone**
Transit zone provides a balanced support to guide the balloon to pass through the lesion.
- 3 Support Zone**
Support zone secures the guide wire exit positioning and assists in pushability of the device.