



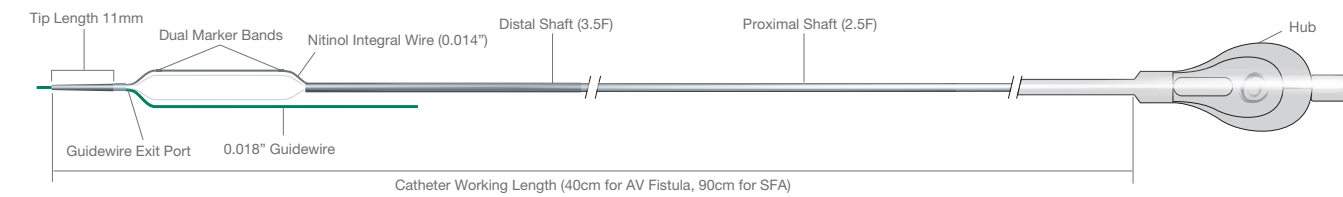
Ordering Information (0.018" systems)

AV Fistula

Balloon Diameter (mm)	Balloon Working Length (mm)	
	20	40
4.0	BS640-204C	BS640-404C
5.0	BS650-204C	BS650-404C
6.0	BS660-204C	BS660-404C

SFA

Balloon Diameter (mm)	Balloon Working Length (mm)	
	20	40
4.0	BM640-204C	BM640-404C
4.5	BM645-204C	BM645-404C
5.0	BM650-204C	BM650-404C
5.5	BM655-204C	BM655-404C
6.0	BM660-204C	BM660-404C



Compliance Chart

Pressure atm (kPa)	Balloon Diameter (mm)				
	4.0	4.5	5.0	5.5	6.0
2 (203)	3.85	4.29	4.79	5.25	5.72
4 (405)	3.93	4.40	4.89	5.37	5.86
NOM* 6 (608)	4.00	4.50	5.00	5.50	6.00
8 (811)	4.07	4.60	5.11	6.63	6.14
10 (1013)	4.15	4.71	5.21	5.75	6.28
12 (1216)	4.22	4.81	5.32	5.88	6.42
RBP** 14 (1419)	4.30	4.91	5.43	6.01	6.56
16 (1621)	4.37	5.02	5.54	6.13	6.70
18 (1824)	4.45	5.12	5.64	6.26	6.84

* Nominal Pressure. The nominal in- vitro device specifications do not take into account any lesion resistance.
 ** Rated Burst Pressure - Do Not Exceed RBP.



Ordering Information (0.014" systems)

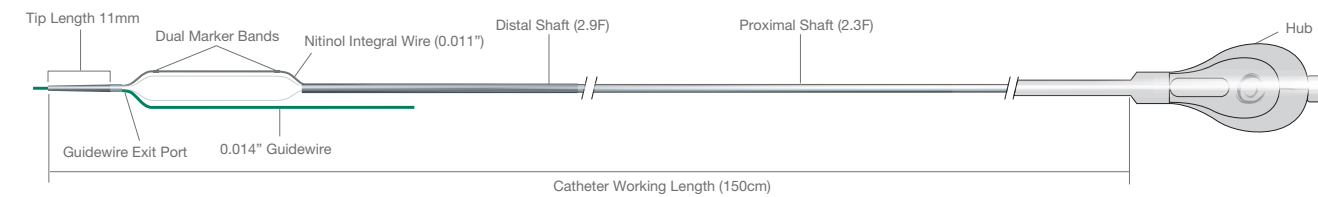
BTK

Balloon Diameter (mm)	Balloon Working Length (mm)		
	15	20	40
2.0	AL620-154N	AL620-204N	AL620-404N
2.5	AL625-154N	AL625-204N	AL625-404N
3.0	AL630-154N	AL630-204N	AL630-404N
3.5	AL635-154N	AL635-204N	AL635-404N
4.0	AL640-154N	AL640-204N	AL640-404N

Compliance Chart

Pressure atm (kPa)	Balloon Diameter (mm)				
	2.0	2.5	3.0	3.5	4.0
2 (203)	1.92	2.42	2.89	3.38	3.85
4 (405)	1.96	2.46	2.95	3.44	3.93
NOM* 6 (608)	2.00	2.50	3.00	3.50	4.00
8 (811)	2.04	2.54	3.05	3.56	4.07
10 (1013)	2.08	2.58	3.11	3.62	4.15
12 (1216)	2.12	2.63	3.16	3.68	4.22
RBP** 14 (1419)	2.16	2.67	3.21	3.74	4.30
16 (1621)	2.20	2.71	3.27	3.80	4.37
18 (1824)	2.24	2.75	3.32	3.85	4.45

* Nominal Pressure. The nominal in- vitro device specifications do not take into account any lesion resistance.
 ** Rated Burst Pressure - Do Not Exceed RBP.



For more information please visit our website at www.OrbusNeich.com or contact us:

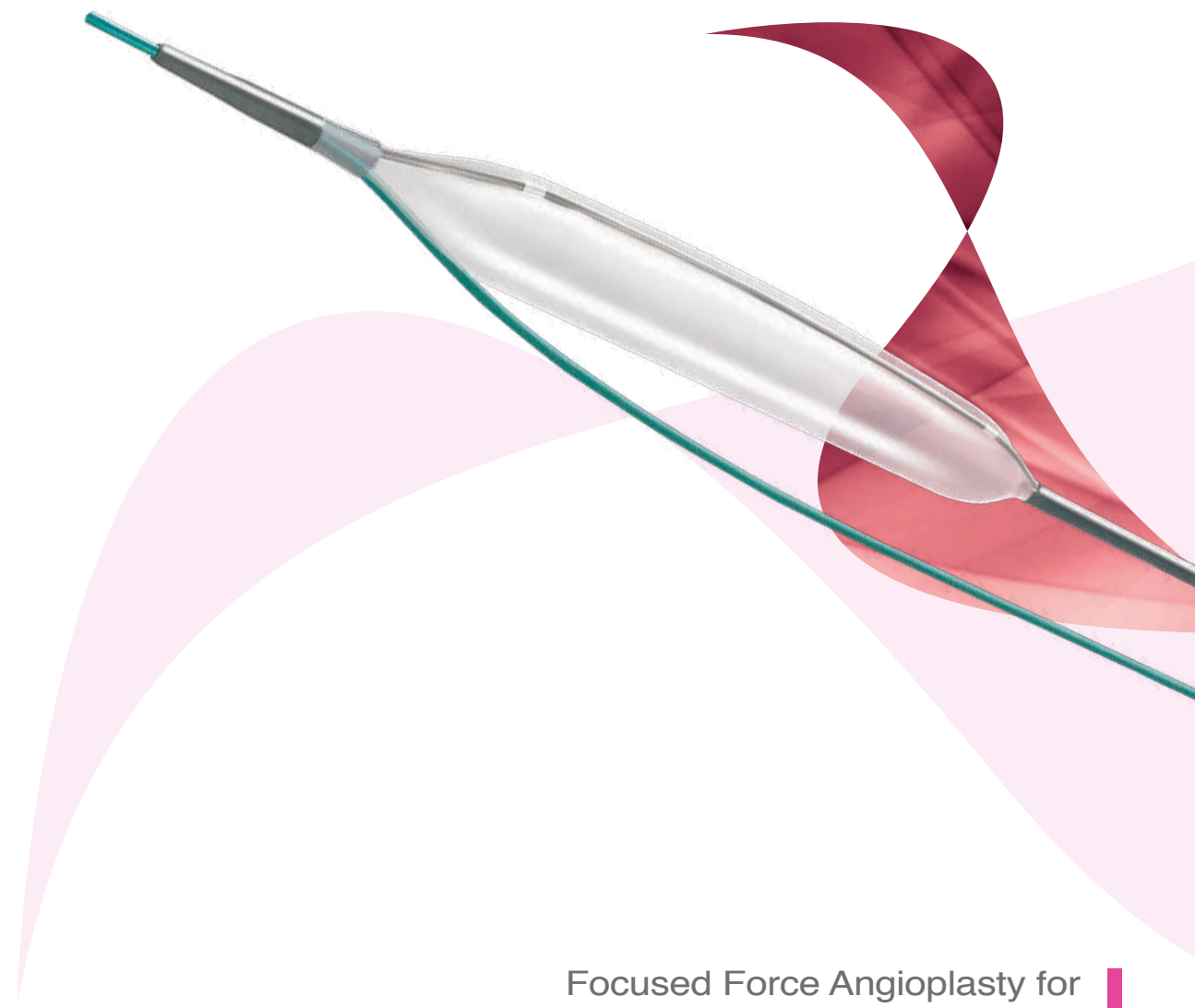
CORPORATE HEADQUARTERS
 3/F, Building 20E
 Hong Kong Science Park
 Shatin, N.T., Hong Kong
 Phone +852.2802.2288
 Fax +852.2507.3532

EMEA HEADQUARTERS
 Drs. W. van Royenstraat 5
 3871 AN Hoevelaken
 The Netherlands
 Phone +31.33.254.1150 Toll Free Phone 00800.0254.1150*
 * Only for Belgium, Denmark, France, Germany, Ireland, Netherlands, Norway, Sweden and UK

©2020 ORBUSNEICH Medical Corporation or its affiliates. All rights reserved.
 The Scoreflex PTA product is now approved in the USA and distributed with USA specific catalog numbers.

G-70-0964 Rev02

SCOREFLEX and ORBUSNEICH are registered Trademarks of OrbusNeich Medical Corporation.
 All data and photos on file. Illustrations are not to be considered as engineering drawings or photos.

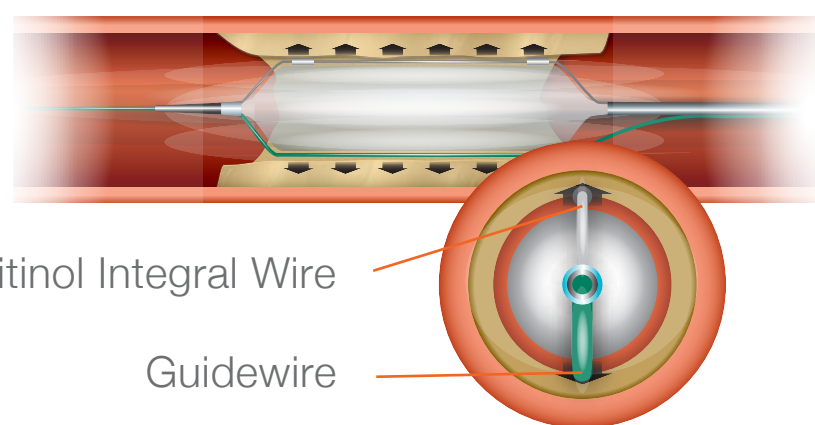


Focused Force Angioplasty for
the Treatment of
Peripheral Arterial Stenosis



Effective Focused Force Dilatation with Dual Wire System

The dual wire system creates a focal stress pattern to facilitate effective controlled plaque modification at low resolution pressure.



Elastic Nitinol Integral Wire

Guidewire

Low Crossing Profile and Unbeatable Trackability

Conventional 0.014" guidewire



Soft Balloon Material combined with an elastic nitinol integral wire exhibits exceptional trackability.



Tight Fold processing results in a slender primary profile for enhanced crossability through tight lesions.

X-Flex tip enables unsurpassed crossability.

- 1 Flex Zone**
Flexible soft tapered tip allows for smooth lesion entry.
- 2 Transit Zone**
Transit zone provides a balanced support to guide the balloon to pass through the lesion.
- 3 Support Zone**
Support zone secures the guide wire exit positioning and assists in pushability of the device.

Technical Specifications

Anatomy	AV Fistula	SFA	BTK
Proximal Shaft	2.5F	2.5F	2.3F
Distal Shaft	3.5F	3.5F	2.9F
Catheter Working Length	40 cm	90 cm	150 cm
Tip Length	11 mm	11 mm	11 mm
Guidewire Diameter	0.018"	0.018"	0.014"
Nitinol Integral Wire	0.014"	0.014"	0.011"
Marker Bands	2	2	2
Nominal Pressure	6atm	6atm	6atm
Rated Burst Pressure	14atm	14atm	14atm
Coating	Hydro-X (tip & shaft); Invio (balloon)	Hydro-X (tip & shaft); Invio (balloon)	Hydro-X (tip & shaft); Invio (balloon)
Minimum Sheath Size	5F (4.0 - 5.0mm); 6F (6.0mm)	5F (4.0 - 5.0mm); 6F (5.5 - 6.0mm)	4F

